





- 01 - park seats
- 02 - park benches
- 03 - park platforms
- 04 - park tables
- 05- bin enclosures
- 06 - grandstands
- 07 - park shelters
- 08 -bus shelters
- 09 - bollards and fountains
- 10- signature Range
- 11- park enhancements
- 12 - bike racks
- 13 - notice boards
- 14 - product accessories
- 15- colour range





# park seats

by GOSSI







# Park Seats

- Australian designed and manufactured
- Anodised finish ensures graffiti can be easily removed

- Easy to assemble and install
- Maintenance free aluminium

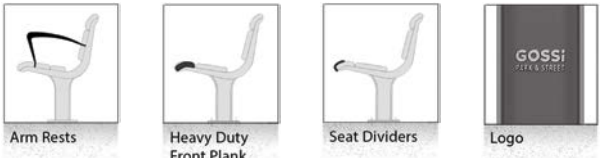
- Heavy Duty, sustainably sourced plantation kwila (timber) slats, prepared with quality outdoor timber oil



parkway seat



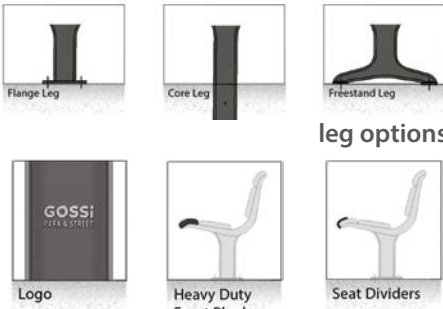
leg options



additional options



riverside seat




leg options



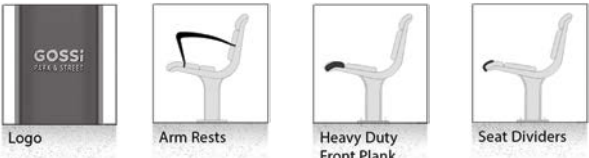
additional options



ephraim courtyard seat



leg options



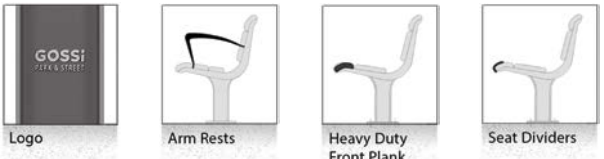
additional options



courtyard seat



leg options



additional options





# Park Seats

- Australian designed and manufactured
- Anodised finish ensures graffiti can be easily removed

- Easy to assemble and install
- Maintenance free aluminium

- Heavy Duty, sustainably sourced plantation kwila (timber) slats, prepared with quality outdoor timber oil

Wall Mounted Seating



transit parkway  
seat




additional options



leg options



transit courtyard seat



leg options



Arm Rests

additional options



transit ephraim seat



leg options



Arm Rests



Heavy Duty Front Plank




Seat Dividers

additional options



transit riverside seat



leg options



Heavy Duty Front Plank



Seat Dividers

additional options

Wall Mounted Seating





# Park Seats

- Australian designed and manufactured
- Anodised finish ensures graffiti can be easily removed

- Easy to assemble and install
- Maintenance free aluminium

- Heavy Duty, sustainably sourced plantation kwila (timber) slats, prepared with quality outdoor timber oil



sports bench  
with  
back support



leg options



additional options



hamilton



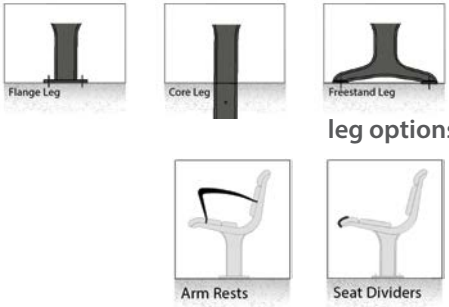
leg options



additional options



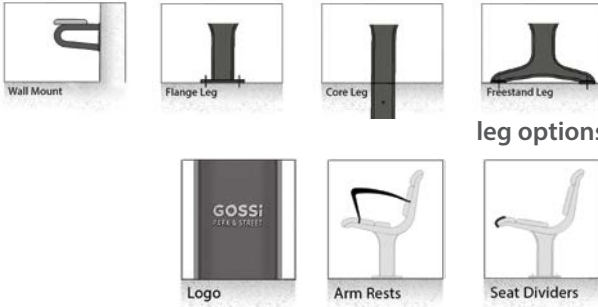
metropolitan



additional options



kingsgrove



additional options



- Australian designed and manufactured
  - Anodised finish ensures graffiti can be easily removed
- Easy to assemble and install
  - Maintenance free aluminium
- Heavy Duty, sustainably sourced plantation kwila (timber) slats, prepared with quality outdoor timber oil



aluminium  
plinth  
seat

new product  
arms shown are an additional extra



timber plinth

new product  
arms shown are an additional extra



# park benches

by GOSSI







# Park Benches

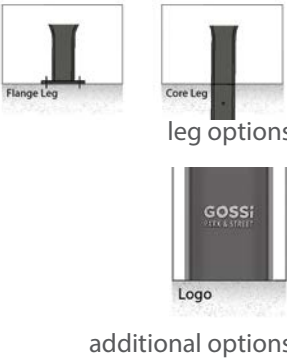
- Australian designed and manufactured
- Anodised finish ensures graffiti can be easily removed

- Easy to assemble and install
- Maintenance free aluminium

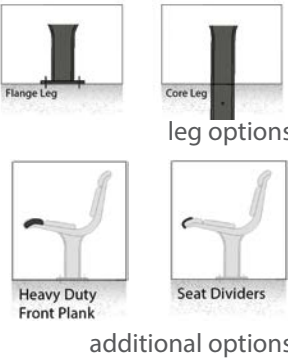
- Heavy Duty, sustainably sourced plantation kwila (timber) slats, prepared with quality outdoor timber oil



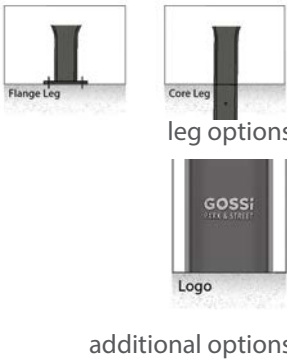
**kurunda bench**



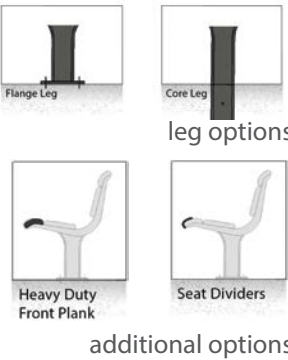
**boardwalk bench**



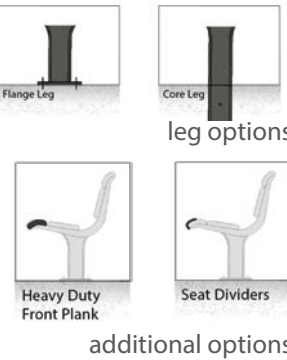
**chancellor bench**



**ephraim kurunda bench**



**ephraim chancellor bench**







# Park Benches

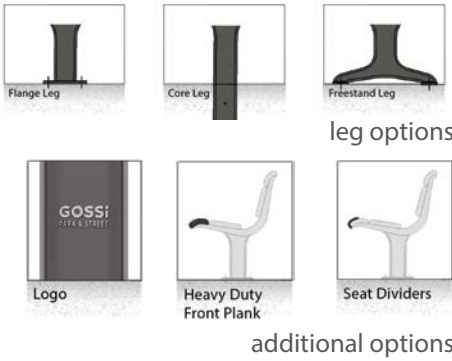
- Australian designed and manufactured
- Anodised finish ensures graffiti can be easily removed

- Easy to assemble and install
- Maintenance free aluminium

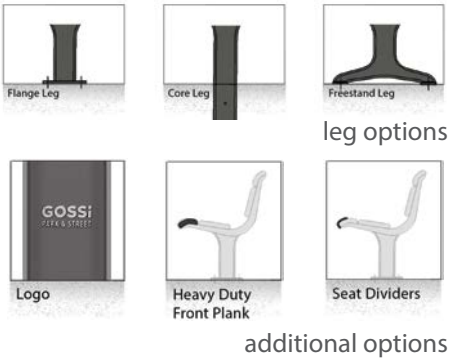
- Heavy Duty, sustainably sourced plantation kwila (timber) slats, prepared with quality outdoor timber oil



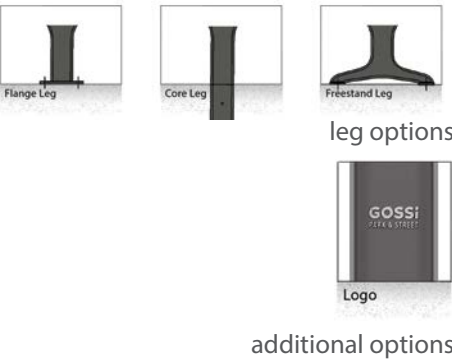
## boulevard bench



## skate bench



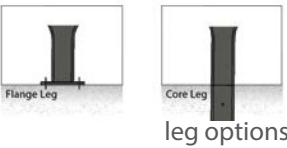
## atrium bench



## ephraim atrium bench



## wilston bench



(wilston seat is coming soon)







# Park Benches

**GOSSI**  
PARK & STREET FURNITURE

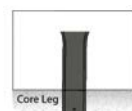
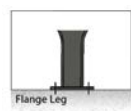
- Australian designed and manufactured
- Anodised finish ensures graffiti can be easily removed

- Easy to assemble and install
- Maintenance free aluminium

- Heavy Duty, sustainably sourced plantation kwila (timber) slats, prepared with quality outdoor timber oil



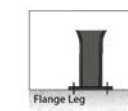
**broadwater bench**



leg options



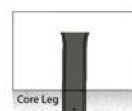
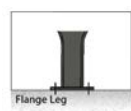
**gippsland bench**



leg options



**spectator bench**



leg options



additional options



(can be arranged in several arrangements)

**luna bench**

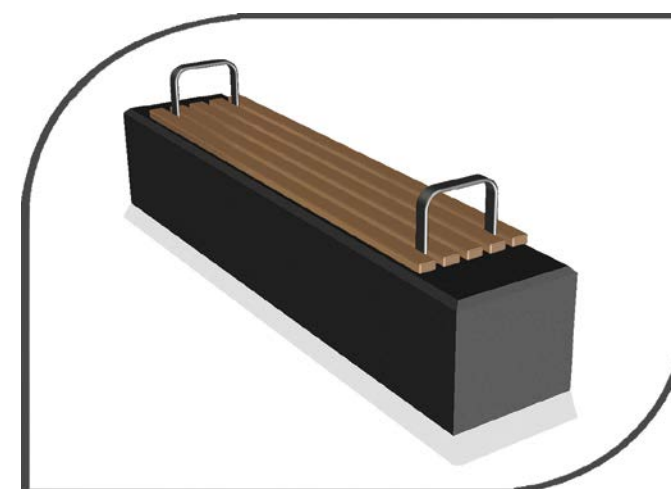


leg options



**new product**  
arms shown are an additional extra

**aluminium plinth bench**



**new product**  
arms shown are an additional extra

**timber plinth bench**





# Park Benches

- Australian designed and manufactured
  - Anodised finish ensures graffiti can be easily removed
- Easy to assemble and install
  - Maintenance free aluminium
- Heavy Duty, sustainably sourced plantation kwila (timber) slats, prepared with quality outdoor timber oil



sports bench



Seat Dividers

additional options



Flange Leg



Core Leg



Wall Mount

leg options





# park platforms

by GOSSI







# Park Platforms

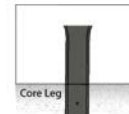
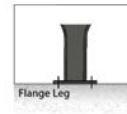
- Australian designed and manufactured
- Anodised finish ensures graffiti can be easily removed

- Easy to assemble and install
- Maintenance free aluminium

- Heavy Duty, sustainably sourced plantation kwila (timber) slats, prepared with quality outdoor timber oil



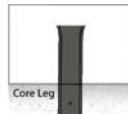
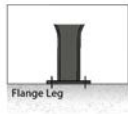
**broadwater platform**



leg options



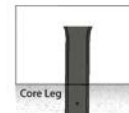
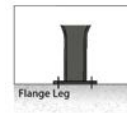
**gippsland platform**



leg options



**aluminium platform**



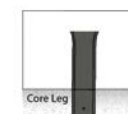
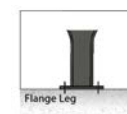
leg options



additional options



**timber platform**



leg options



# park tables

by GOSSI





# Tables

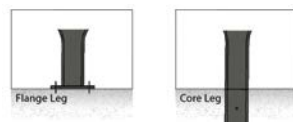
- Australian designed and manufactured
- Anodised finish ensures graffiti can be easily removed

- Easy to assemble and install
- Maintenance free aluminium

- Heavy Duty, sustainably sourced plantation kwila (timber) slats, prepared with quality outdoor timber oil



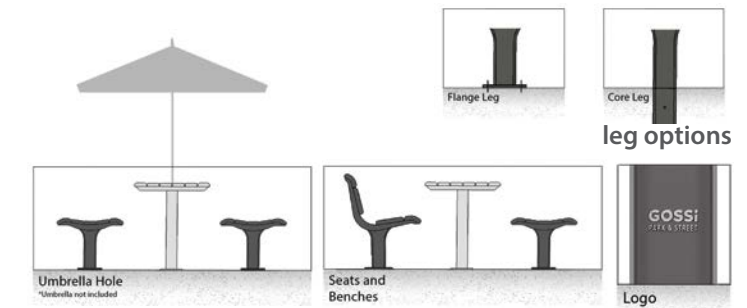
**gippsland setting**



leg options



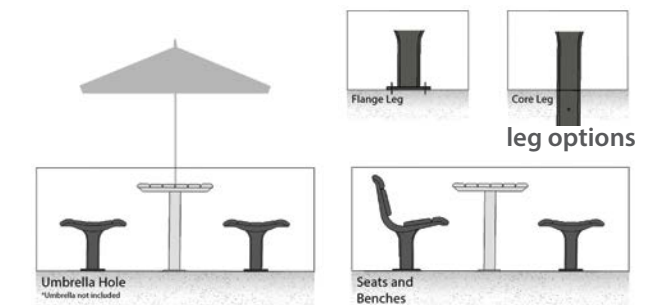
**access table**



additional options



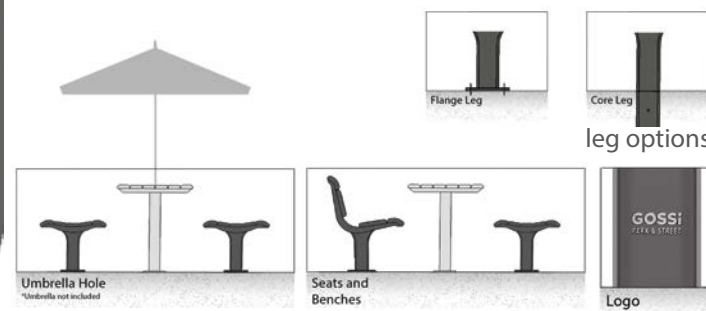
**broadwater setting**



additional options



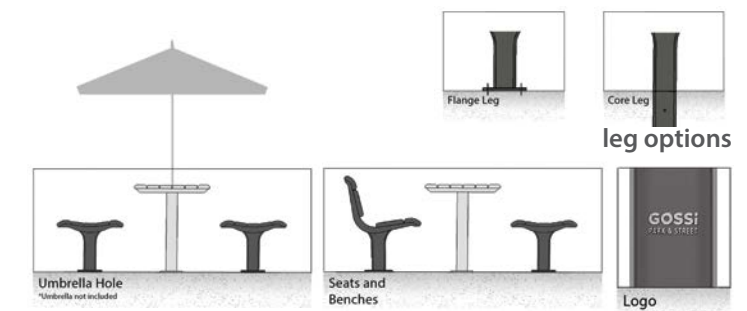
**daintree table**



additional options



**esplanade setting**



additional options



# Tables

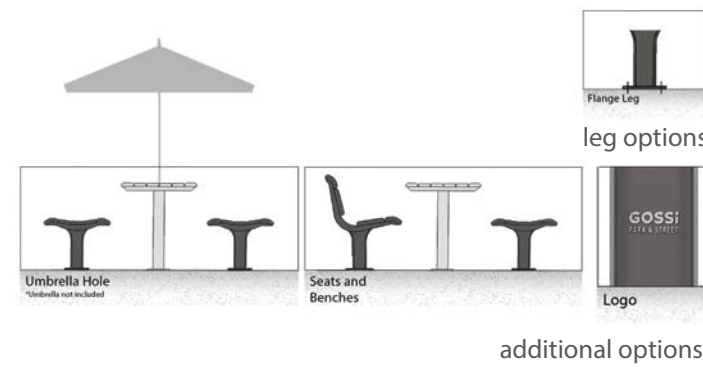
- Australian designed and manufactured
- Anodised finish ensures graffiti can be easily removed

- Easy to assemble and install
- Maintenance free aluminium

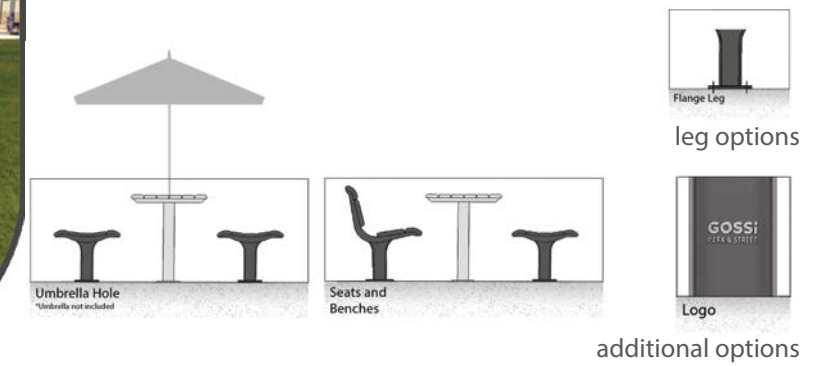
- Heavy Duty, sustainably sourced plantation kwila (timber) slats, prepared with quality outdoor timber oil



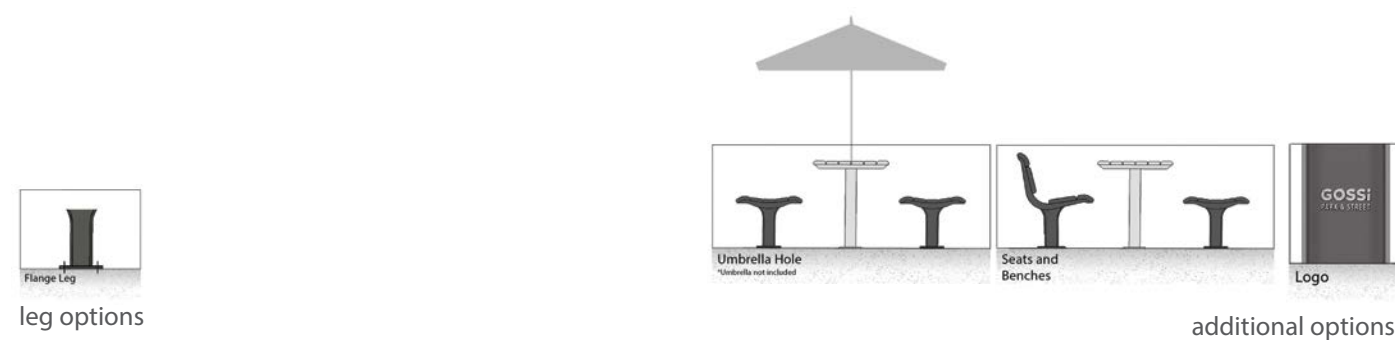
gardens table



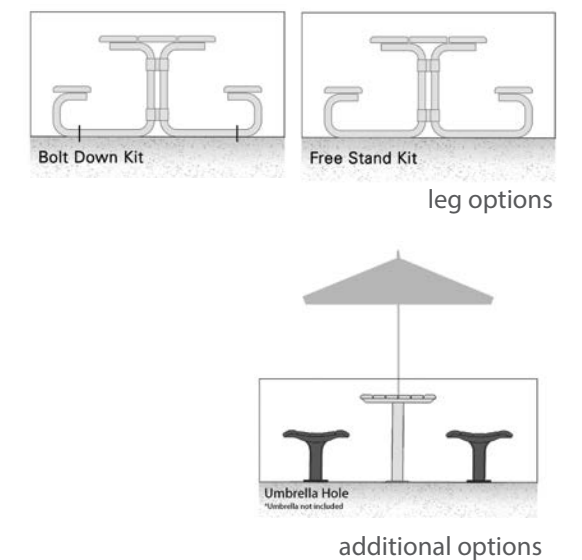
karumba table



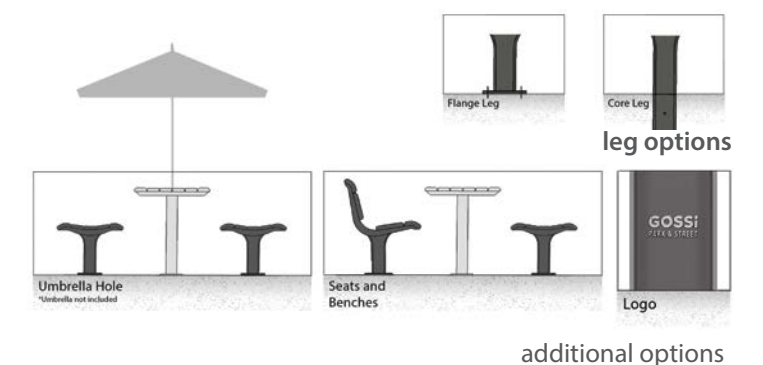
caloundra setting



combo 3 in 1 setting



duo setting





# Tables

- Australian designed and manufactured
- Anodised finish ensures graffiti can be easily removed

- Easy to assemble and install
- Maintenance free aluminium

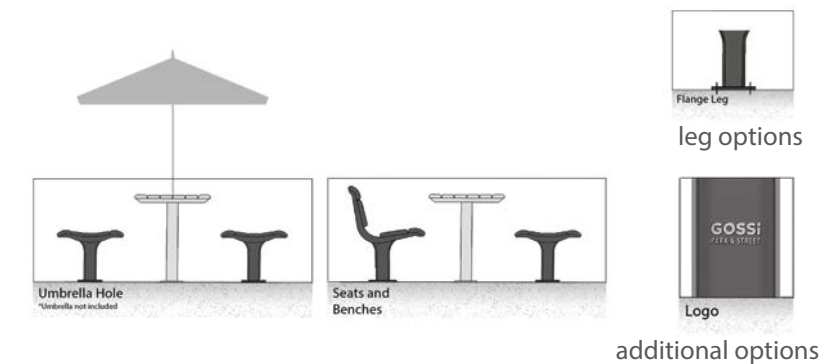
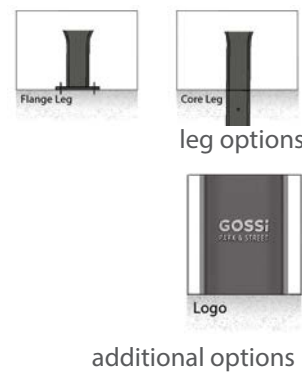
- Heavy Duty, sustainably sourced plantation kwila (timber) slats, prepared with quality outdoor timber oil



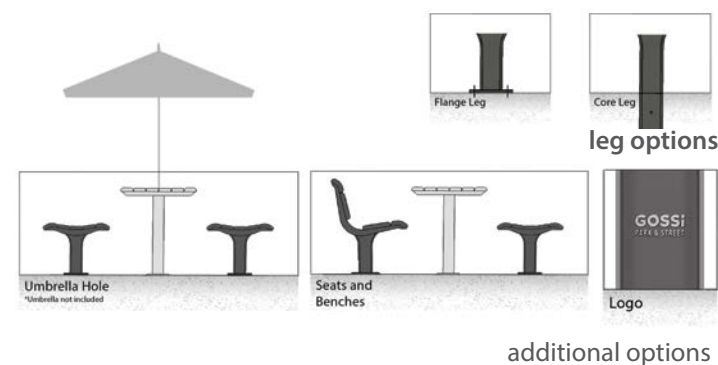
wilston setting



ephraim karumba table



ephraim daintree table



## Seat options

- sports with back
- parkway
- riverside

## Bench options

- sports
- spectator
- boardwalk
- boulevard

**NOTE - Products that are labelled (name) table have several seating options, while the products titled (name) setting have there seating options specific to that setting and are not changeable.**



# bin enclosures

by GOSSI







# Bin Enclosures

- Australian designed and manufactured
- Anodised finish ensures graffiti can be easily removed

## recycling infill panel



### skillion waste

volume options:

80L  
120L  
240L  
360L



Dog Bag  
Recepticle

Smokers Set

Front Decal  
Panel

additional options



### foreshore waste

volume options:

120L  
240L



Dog Bag  
Recepticle

Smokers Set

Off Leash  
Bin-Enclosure

Infill Panels

Front Decal  
Panel

additional options



### brighton waste

volume options:

120L  
240L



Dog Bag  
Recepticle

Smokers Set

Infill Panels

Front Decal  
Panel

additional options

- Easy to assemble and install
- Maintenance free aluminium



recycle option shown in front

### bayside waste

volume options:

80L  
120L  
240L  
360L



Dog Bag  
Recepticle

Smokers Set

Off Leash  
Bin-Enclosure

Infill Panels

Front Decal  
Panel

additional options





# Bin Enclosures

- Australian designed and manufactured
- Anodised finish ensures graffiti can be easily removed

- Easy to assemble and install
- Maintenance free aluminium

- Heavy Duty, sustainably sourced plantation kwila (timber) slats, prepared with quality outdoor timber oil



## macquarie waste

Also available in curved hood

volume options:

120L  
240L



## tamora waste

volume options:

120L  
240L



additional options



additional options



## Custom Aperture



## Custom Panel



**grandstands**  
by GOSSI



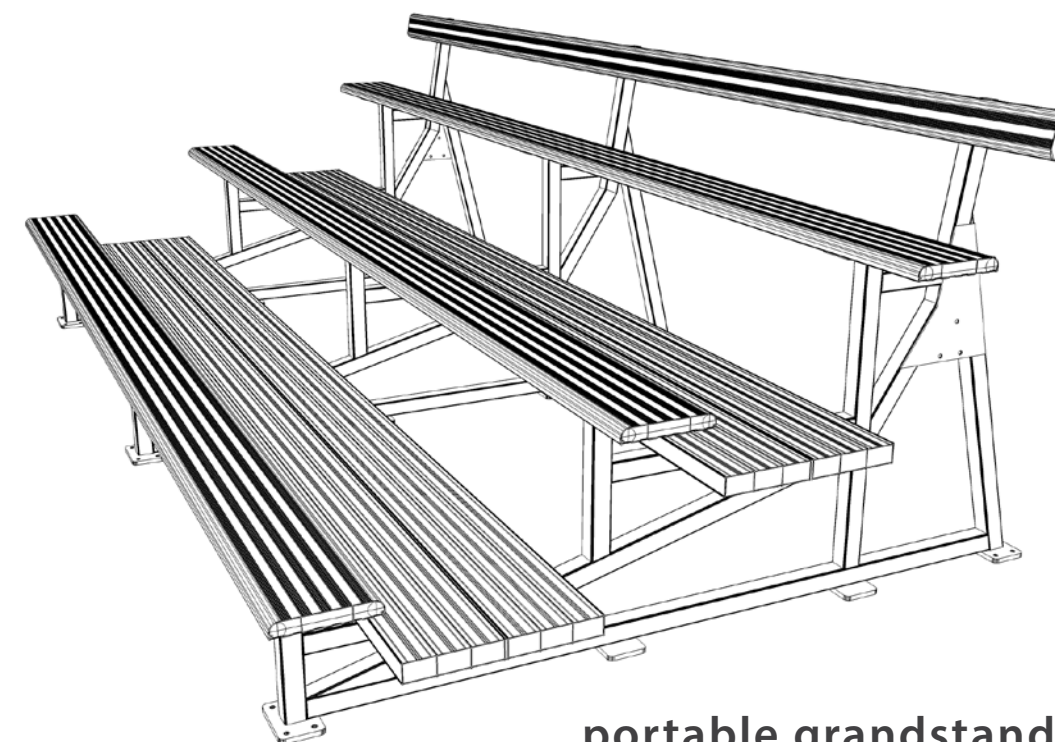


- Australian designed and manufactured
- Anodised finish ensures graffiti can be easily removed

- Easy to assemble and install
- Maintenance free aluminium



portable grandstand

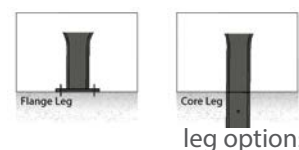


portable grandstand-CAD



Note - This is a per individual case basis and GOSsi reserves the right to reject any job if the conditions do not meet the required recommendations.

custom grandstand





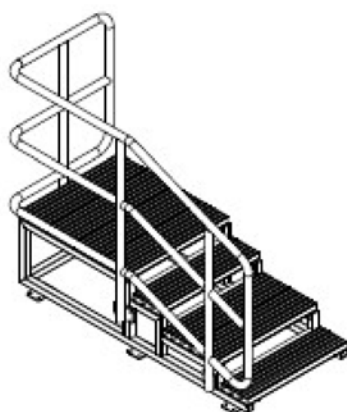


# Grandstands

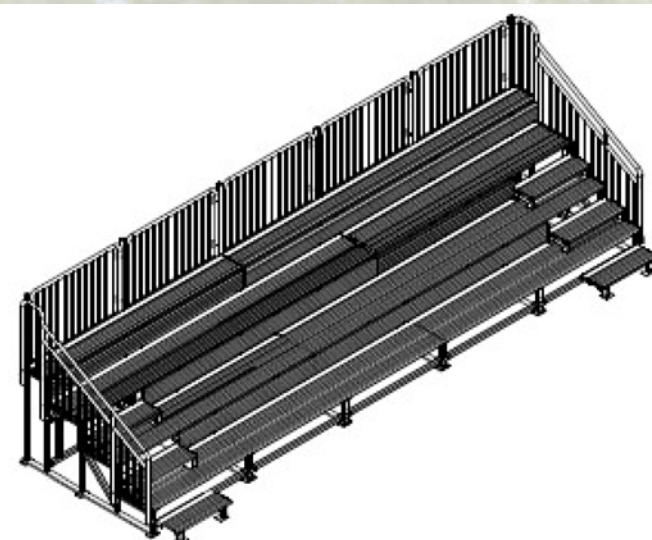
**GOSSI**  
PARK & STREET FURNITURE

- Australian designed and manufactured
- Anodised finish ensures graffiti can be easily removed


- Easy to assemble and install
- Maintenance free aluminium



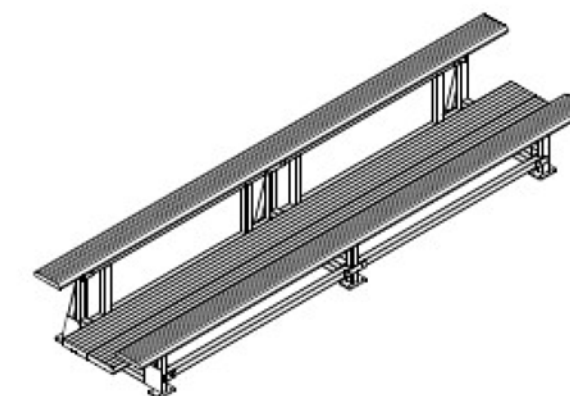
TYPE:	3 Tier stair access (Left / Right)
SIZE:	1880mm L X 900mm W X 520mm H
CAPACITY:	400kg
SPECIFICATION:	
<ul style="list-style-type: none"><li>- 900mm wide landing</li><li>- Knurled walkway</li><li>- Handrail all around</li><li>- 225mm wide anodised stair treads</li><li>- Kit form</li><li>- Optional powder coat Handrail</li></ul>	



TYPE:	4 Tier 8.5m long Grandstand with stair access
SIZE:	8500mm L X 2600mm W X 1460mm H
CAPACITY:	52 Adults
SPECIFICATION:	
<ul style="list-style-type: none"><li>- 950mm wide stair</li><li>- Handrail all around</li><li>- Anodised finish</li><li>- Kit form</li><li>- Optional powder coat Handrail</li></ul>	



TYPE:	3 Tier 3m / 4m / 6m long Grandstand
SIZE:	3000mm L X 2100mm W X 920mm H
	4000mm L X 2100mm W X 920mm H
	6000mm L X 2100mm W X 920mm H
CAPACITY:	18 / 24 / 36 Adults
SPECIFICATION:	
<ul style="list-style-type: none"><li>- 225mm wide anodised seat</li><li>- Knurled walkway</li><li>- Back rest</li><li>- Kit form</li></ul>	



TYPE:	2 Tier 4m / 6m long Grandstand
SIZE:	4000mm L X 1000mm W X 670mm H
	6000mm L X 1000mm W X 670mm H
CAPACITY:	16 / 24 Adults
SPECIFICATION:	
<ul style="list-style-type: none"><li>- 225mm wide anodised seat</li><li>- Knurled walkway</li></ul>	



# park shelters

by GOSSI







# Park Shelters

**GOSsi**  
PARK & STREET FURNITURE

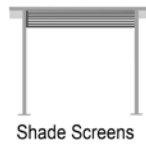
- Easy to assemble and install
- Maintenance free aluminium

parkland shelter



Shelter Options

seaside shelter



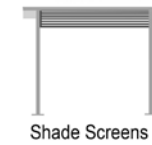
Shade Screens



Gutter Roll

Shelter Options

barossa shelter



Shade Screens

Shelter Options

akiva shelter



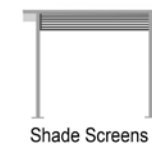
hinterland shelter



Feature Disc

Shelter Options

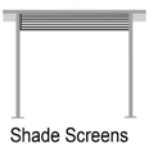
capricorn shelter



Shade Screens

Shelter Options

capricorn hd shelter



Shade Screens

Shelter Options

## Post Style:

Flange  
Flange subsurface  
Core mount

## Optional extras:

Gutter roll  
Shade Screens





# Park Shelters

- Easy to assemble and install
- Maintenance free aluminium

## akiva shelter



Akiva shelter shelter showing the roof from behind.



Note the detailing in this image of the Akiva insulated roofing.



Akiva from the side demonstrates the angled posts.

## capricorn shelter



Optional front shade screening.



Optional front shade screening.



Customized layout combination of Capricorn shelters.

## hinterland shelter



Hinterland shelter is fitting in tighter locations due to the mass it presents.



Panel insert option displayed.



Lighting as an extra is available .

## barrossa shelter



Curved rafter offers unique aesthetics.




Featuring optional gutter-roll.



Intriguing styling.



shelter sizing chart



## Park Shelters

### Wind Class Table

Wind Class	Shelter Type	2x3	3x2	3x3	3x4	4x3	4x4	4x5	5x3	5x4	5x5	6x3	6x4	6x6	8x3	8x4	8x5	8x6
N2	Akiva			○			○					○	○					
	Barossa			○	○	○	○		○	○		○	○		○	○		
	Capricorn	○	○	○	○	○	○	○	○	○	○	○	○		○	○	○	
	Capricorn HD										○			○			○	○
	Seaside	○	○	○	○	○	○		○	○		○	○		○	○		
	Parkland	○	○	○	○	○	○		○	○		○	○		○	○		
	Hinterland	○		○	○	○	○					○	○					
Wind Class	Shelter Type	2x3	3x2	3x3	3x4	4x3	4x4	4x5	5x3	5x4	5x5	6x3	6x4	6x6	8x3	8x4	8x5	8x6
N3/C1 <small>Akiva not available for Cyclone</small>	Akiva			○			○					○	○					
	Barossa			○	○	○	○		○	○		○	○		○			
	Capricorn	○	○	○	○	○	○	○	○	○	○	○	○		○	○		
	Capricorn HD										○			○			○	○
	Seaside	○	○	○	○	○	○		○	○		○	○		○			
	Parkland	○	○	○	○	○	○		○	○		○	○		○			
	Hinterland	○		○	○	○	○					○	○					
Wind Class	Shelter Type	2x3	3x2	3x3	3x4	4x3	4x4	4x5	5x3	5x4	5x5	6x3	6x4	6x6	8x3	8x4	8x5	8x6
N4/C2 <small>Akiva not available for Cyclone</small>	Akiva			○								○						
	Barossa			○	○	○	○		○	○		○						
	Capricorn	○	○	○	○	○	○	○	○	○		○	○		○	○		
	Capricorn HD										○*			○			○	○
	Seaside	○	○	○	○	○	○		○			○			○			
	Parkland	○	○	○	○	○	○		○			○			○			
	Hinterland	○		○	○	○												
Wind Class	Shelter Type	2x3	3x2	3x3	3x4	4x3	4x4	4x5	5x3	5x4	5x5	6x3	6x4	6x6	8x3	8x4	8x5	8x6
N5/C3 <small>Akiva not available for Cyclone</small>	Akiva																	
	Barossa	○																
	Capricorn	○	○	○	○	○	○											
	Capricorn HD																	
	Seaside	○	○	○	○	○			○			○						
	Parkland	○	○	○	○	○			○			○			○			
	Hinterland	○																

Also 2x4 Hinterland available N2 to N5/C3

An empty field = Shelter not rated to this wind class, or size not available in the given shelter type.    ○\* = Without Front Shade Screen

The selection process undertaken for a suitable shelter should include wind class information supplied by a suitably qualified Engineer.

G. James does not accept liability for damages or loss caused by incorrect and/or inadequate selection and/or planning

Iss D - 14/10/15

- Easy to assemble and install
- Maintenance free aluminium

correct wind rating

why is the correct wind rating important

It is important to get the correct wind rating for a specific location of a shelter instalment so the product materials and fixings ordered & supplied are the best solution for the individual situation.

The correct wind rating will ensure the safety of both patrons and your investment. Ensuring the correct product is used in the right environment ensures the longevity of the product given the areas conditions.

defining the wind rating

Areas within Australia are assigned wind ratings. geographic influences such as region, topography and surrounding terrain are what determine these ratings. These defining factors require an engineer to asses each site individually.

who can define an areas wind rating

The first action when choosing a shelter is to get in contact with your local council. They will have wind ratings for some areas available. An Engineer must be consulted for every site.

Wind calculators are available online to gain a rough idea, however these are merely a guide and a qualified engineer must certify an area before you make your shelter selection.

how to order a shelter

Contact Gossi Park & Street Furniture for a quote either via:

[sales@gossi.com.au](mailto:sales@gossi.com.au)

phone:(07) 3877 2856

[www.gossi.com.au](http://www.gossi.com.au) - get a quote button.

**Do the right thing and protect your investment and your patrons, select a shelter within the correct wind rating.**



# bus shelters

by GOSSI







hinterland bus shelter



seaside bus shelter



parkland bus shelter





# **bollards & fountains**

by GOSSI





- Australian designed and manufactured
- Anodised finish ensures graffiti can be easily removed

- Easy to assemble and install
- Maintenance free aluminium



all abilities  
fountain



slimline



botany shower

110mm square post



110mm square post

cronulla



152mm diameter post

paddington







**miranda  
bollard**

152mm diameter  
post



**removable  
bollard**

152mm diameter  
post



**woolooware  
bollard**

152mm diameter  
post



**melrose  
bollard**

152mm diameter  
post



A close-up photograph of a modern dining table. The table features a dark-stained wooden top with a prominent vertical grain. A sleek, dark grey metal support leg is attached to the underside of the table, showing a clean, minimalist design. The leg is positioned at an angle, supporting the table's edge. The background is a plain, light color, emphasizing the materials and craftsmanship of the furniture.

**signature range**  
by GOSSI



- Australian designed and manufactured
- Anodised finish ensures graffiti can be easily removed

- Easy to assemble and install
- Maintenance free aluminium

- Heavy Duty, sustainably sourced timber slats, prepared with quality outdoor timber oil

## **monaco**



monaco setting

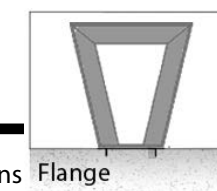


monaco seat

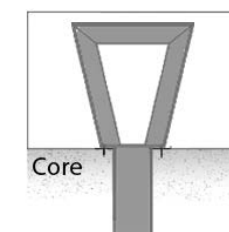


monaco bench

leg options



Flange



Core




- Australian designed and manufactured
- Anodised finish ensures graffiti can be easily removed

- Easy to assemble and install
- Maintenance free aluminium

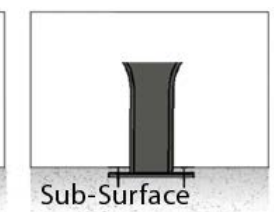
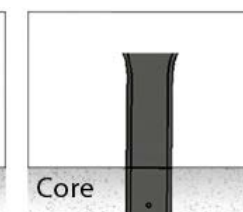
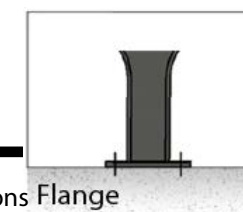
- Heavy Duty, sustainably sourced timber slats, prepared with quality outdoor timber oil

## northshore



northshore  
seat, table & bench

leg options





- Australian designed and manufactured
- Anodised finish ensures graffiti can be easily removed

- Easy to assemble and install
- Maintenance free aluminium

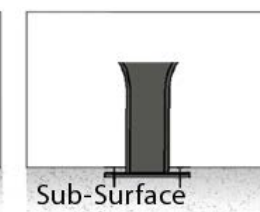
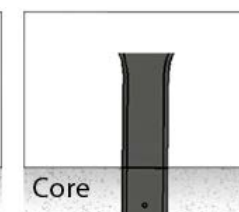
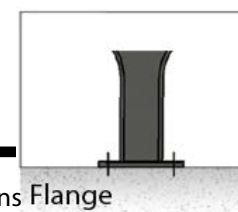
- Heavy Duty, sustainably sourced timber slats, prepared with quality outdoor timber oil

## aspen



aspen setting

leg options





- Australian designed and manufactured
- Anodised finish ensures graffiti can be easily removed

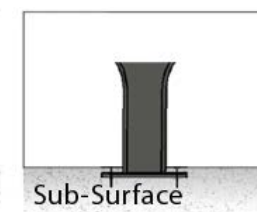
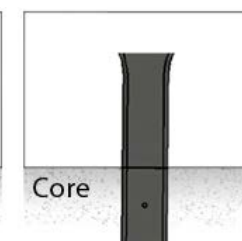
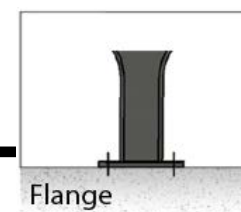
- Easy to assemble and install
- Maintenance free aluminium

- Heavy Duty, sustainably sourced timber slats, prepared with quality outdoor timber oil

## turin



leg options






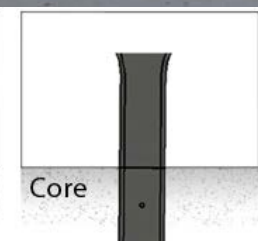
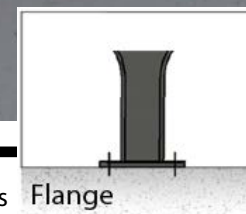
- Australian designed and manufactured
- Anodised finish ensures graffiti can be easily removed

- Easy to assemble and install
- Maintenance free aluminium

## tri-Gossi



leg options





- Australian designed and manufactured
- Anodised finish ensures graffiti can be easily removed

- Easy to assemble and install
- Maintenance free aluminium

## screening



## feature panels and signs



## anodised screening

For detailed information on contact Gossi Park & Street Furniture sales department.

sales @gossi.com.au

phone:(07) 3877 2856

www.gossi.com.au - get a quote button.

## handrails



### Specifications

Profile: Rails can be custom manufactured to suit individual requirements

Size: All custom made to client's requirements

For detailed information on contact Gossi Park & Street Furniture sales department.

sales @gossi.com.au

phone:(07) 3877 2856

www.gossi.com.au - get a quote button.





bike rail



A-line  
bike rack



archway  
bike rack



squareline  
bike rack



- Easy to assemble and install
- Maintenance free aluminium





# Notice Boards

**GOSSI**  
PARK & STREET FURNITURE

- Australian designed and manufactured
- Anodised finish ensures graffiti can be easily removed

- Easy to assemble and install
- Maintenance free aluminium

## notice boards



For detailed information on notice boards, contact Gossi Park & Street Furniture sales.

sales @gossi.com.au

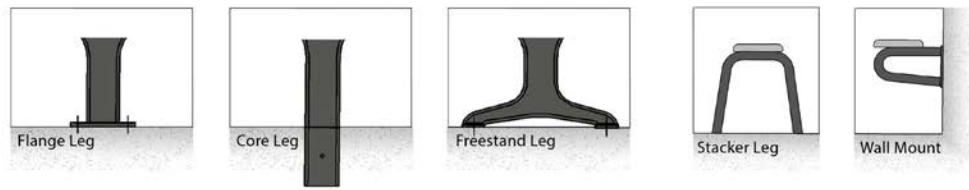
phone:(07) 3877 2856

www.gossi.com.au - get a quote button.





## accessories



Bench +  
Seat  
Options

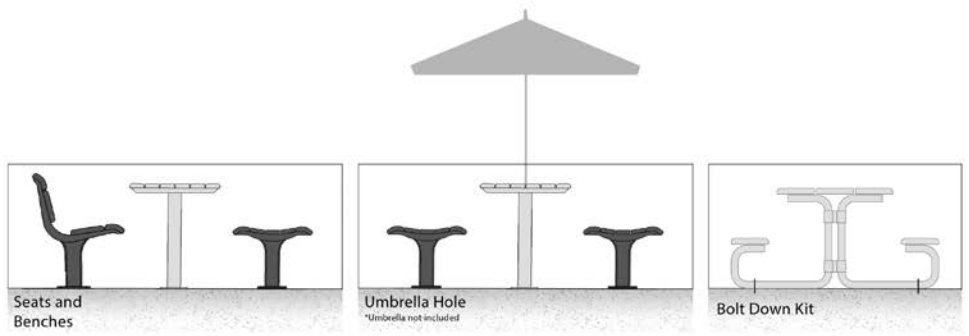


Table  
Options

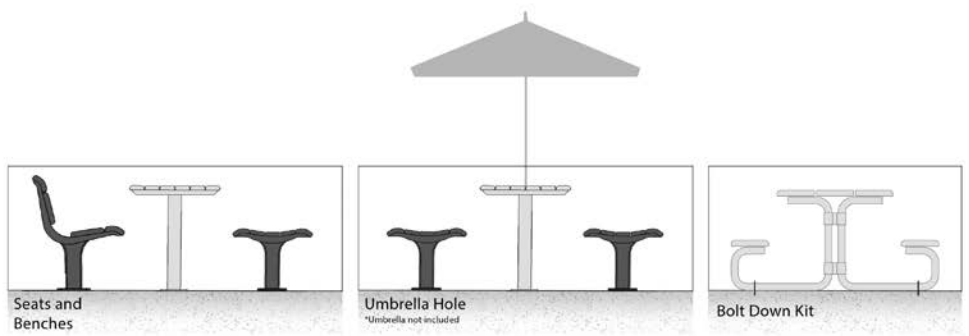
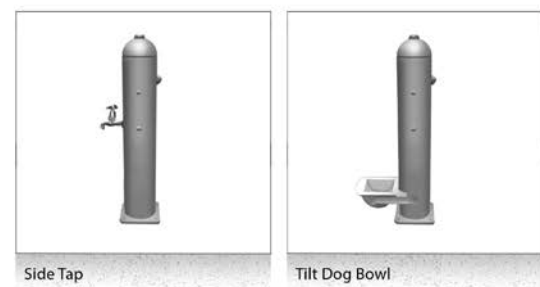
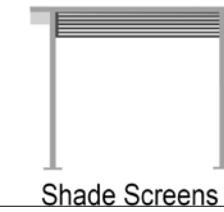


Table  
Options



Bollard  
Options



Shelter  
Options



Panel  
Options



## standard powder coat colours

by DULUX



## wood grain finish

Surcharges apply



## anodised colours



## extended powder coat colours

by DULUX

Extended lead times may apply to products on extended / non standard colours.  
Orders must be 3 or more products or surcharge applies.

